




Our Online Portal is ready, and we are rolling out Phase 1! We invite all current Members and Officials of the WA Sporting Car Club to register their accounts using the steps below. Should you require any assistance with this process, please do not hesitate to visit the Administration office during the November Race Meet between 8am and 12pm, and one of the Staff will be available to assist. If you are unsure whether you are a current Member or Official of WASCC, please contact the office on 93068022.

We envisage Phase 2 to roll out on 1st January, where your Smart Card will be needed to enter the grounds during Race Meets. Once your Member/Officials profile has been registered via this Online Portal, you will receive your new Smart Card/s in the mail, *so now is your chance to ensure all your postal details are correct!*

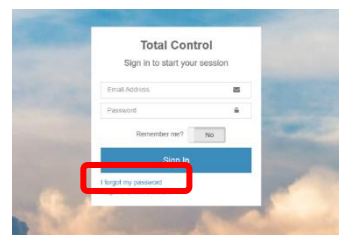
This Online portal is simply your personal 'window' into your profile on our current database system. The information gathered in this process will be accessible and stored by WASCC only, and will not be used for any other purpose than to better manage our Club.

STEP 1 Visit <https://portal.wascc.com.au/totalcontrol/portal/Account/Login>

Or click the Login button on the menu bar of the WASCC website



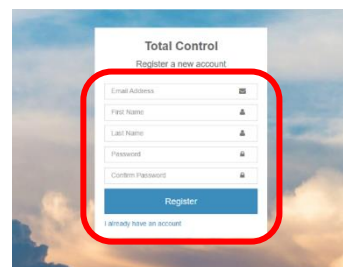
STEP 2 Click *Register a new account*



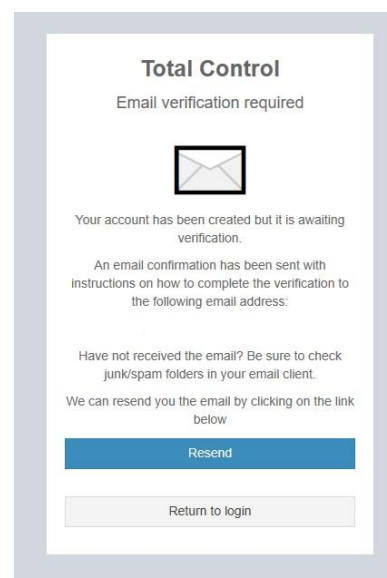
STEP 3 Add your email address and name as listed with WASCC, create a new password*, then click *Register*.

If you are unsure of these details, please call the office on 93068022 to confirm.

* Your password must be at least 6 characters long and include at least one number, capital letter, lowercase letter and a special character (eg !#\$&\$)

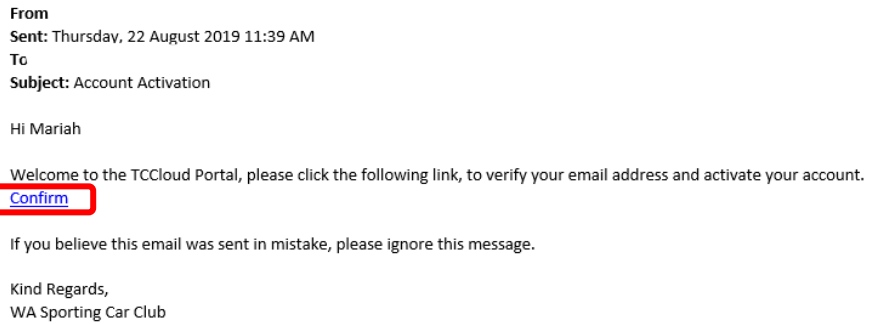


STEP 4 This message will then appear on your screen.



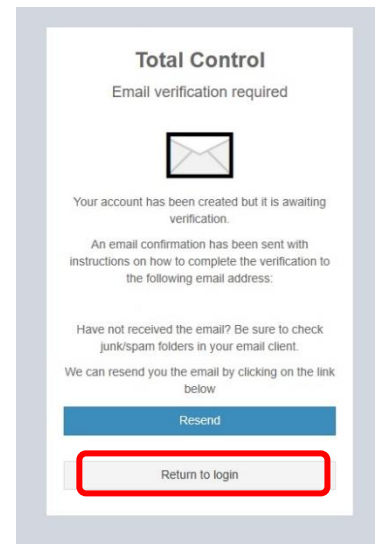
STEP 5

Visit your email account to find the verification email sent by Total Control, and click *Confirm*



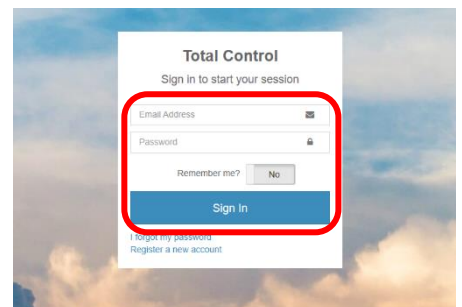
STEP 6

Go back to your website browser and click *Return to login*



STEP 7

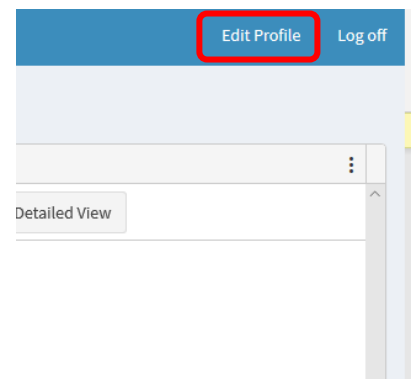
Enter your email address and the password you created in Step 3 and click *Sign In*



STEP 8

On this page you will see an 'Add Funds To Your Account' button on the right. Ignore this for now, as this will be part of the Phase 2 roll out and more information on this will be available in due course.

Click Edit Profile on the top right, then choose the drop-down option of *Edit My Details*



Now you are in your profile! Here you can edit your details under the *Personal* and *Contact* tabs. Under the *Licence* tab, Members can enter their Competition Driving Licences, and Officials can enter their Officiating Licences. Members can also enter vehicle details under *Vehicle* tab.

